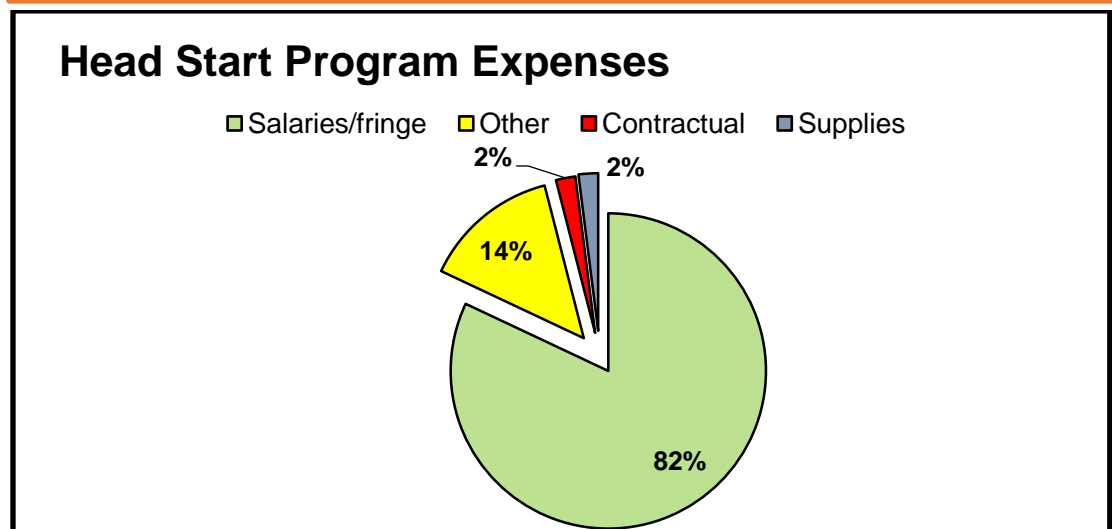
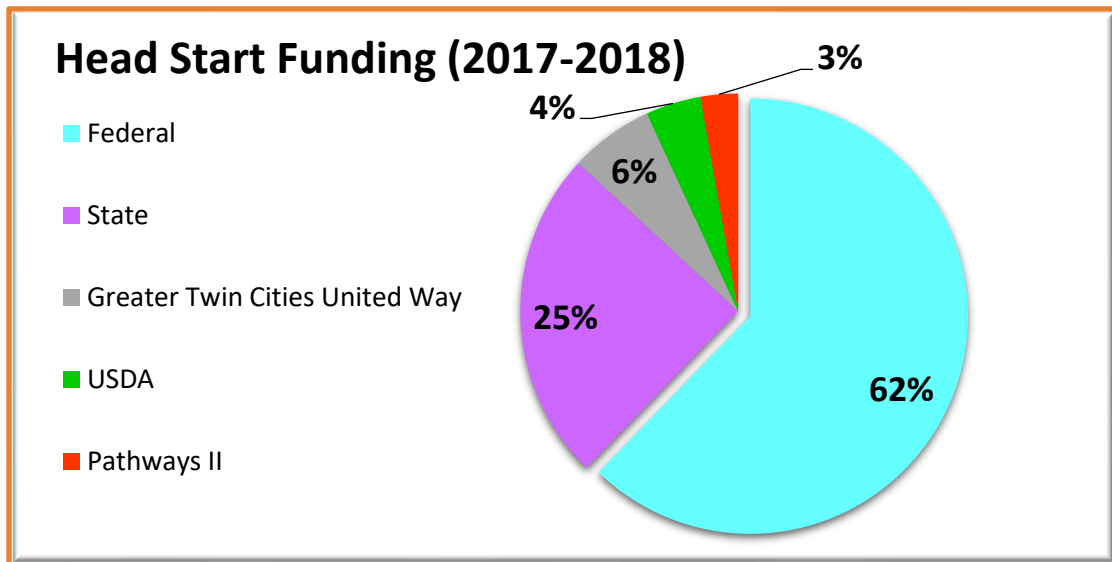




The following charts reflect a breakdown of dollars, financial source, and designated use of funds.

<u>Funding Source</u>	<u>Designated Use</u>	<u>Amount</u>
Federal	General Operations	\$2,521,958
State	General Operations	\$ 998,171
Greater Twin Cities United Way	General Operations	\$ 252,000
MN Dept. of Education (Pathways II)	Scholarships	\$ 112,500
USDA	Food Reimbursement	\$ 166,243



	Federal	State	Greater Twin Cities United Way	Minnesota Dept. of Ed. – Pathway II	Total
<b>Head Start Funded Enrollment</b>	<b>197</b>	<b>35</b>	<b>25</b>	<b>15</b>	<b>272</b>
<b>Early Head Start Funded Enrollment</b>	<b>50</b>	<b>51</b>	<b>0</b>	<b>0</b>	<b>101</b>
<b>TOTALS</b>	<b>247</b>	<b>96</b>	<b>25</b>	<b>15</b>	<b>373</b>

**Average monthly enrollment:** 100% of funded enrollment  
**Percent of eligible children served:** 8% of children ages birth to 5 years.

**Monitoring Review:**

Federal Monitoring & CLASS Review were conducted in March 2018.

**Financial Audit:**

Completed September 2018.

**Percentage of enrolled children that received medical and dental exams**

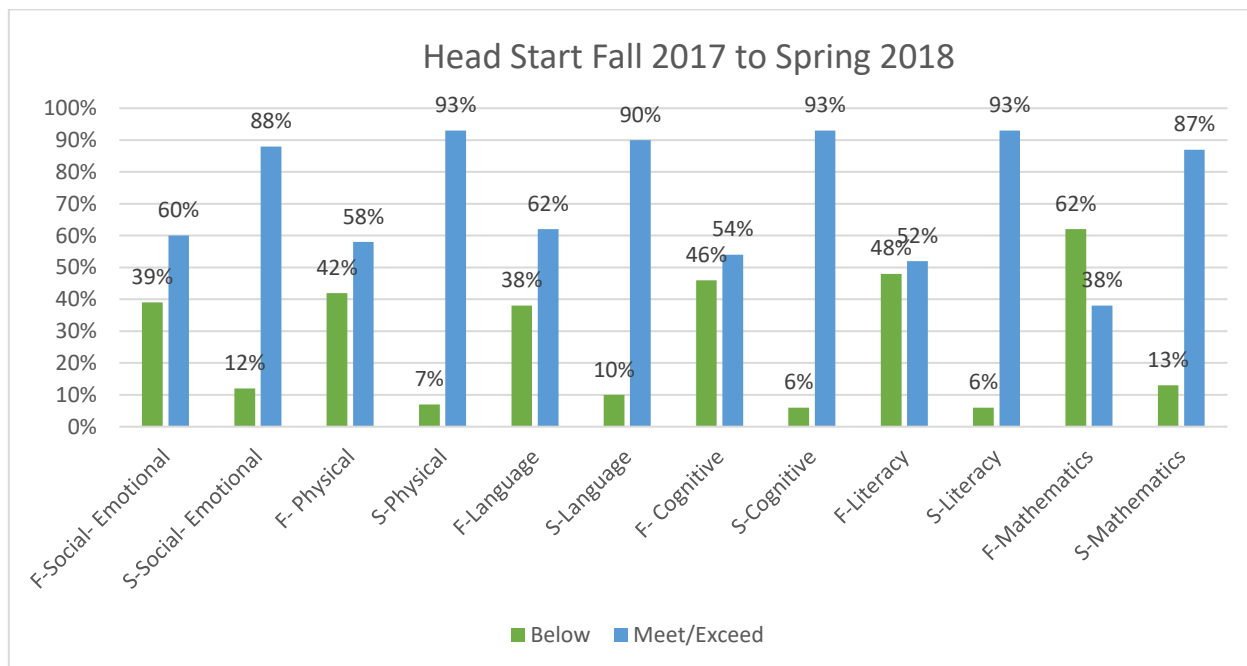
- 100 % of enrolled children received dental exams
- 100 % of enrolled children are up to date on a schedule of medical care

**Parent Involvement Activities:**

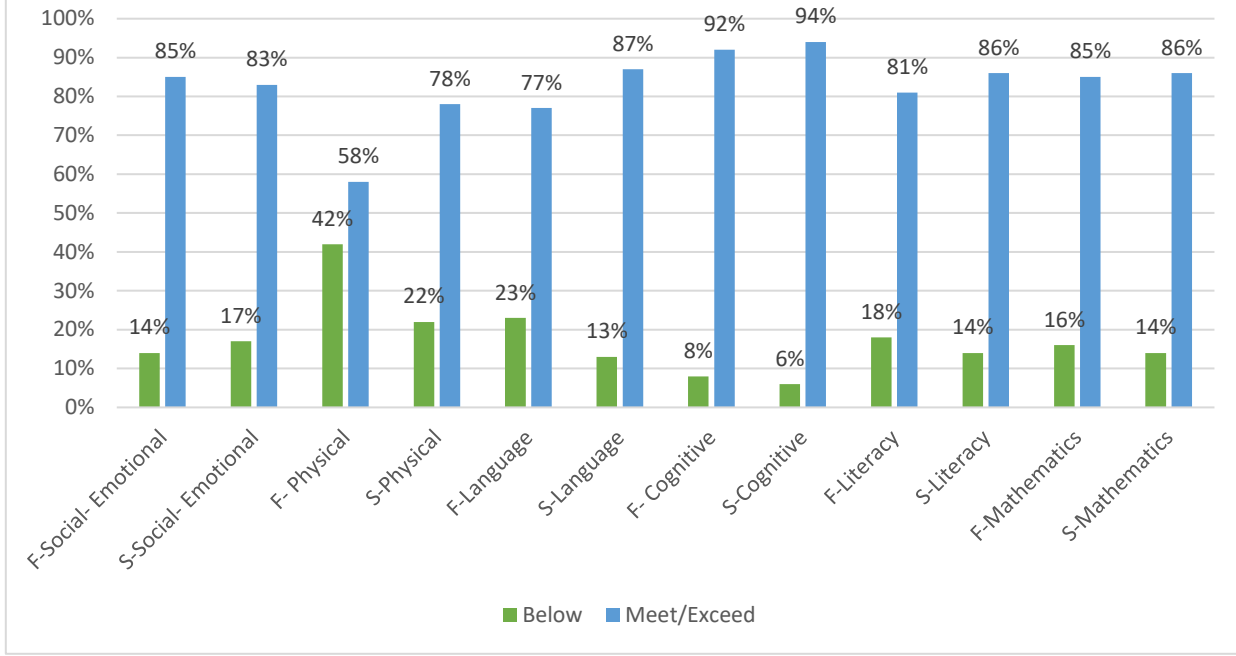
- 100 % of families participated in a goal setting process resulting in a family partnership agreement
- 100 % of families received emergency/crisis assistance and/or education services

**Efforts to Prepare Children for School:**

In the Fall of 2017, the **four-year-old** children in the CAP Head Start program began the year at an average of 70% proficient across the domains of social emotional, gross motor, fine motor, cognitive, literacy & math. In the Spring of 2018, the children demonstrated progress improving to an average proficiency of 92%.



### Early Head Start Fall 2017 to Spring 2018



Find us at: [www.capagency.org](http://www.capagency.org) or call 651-322-3500